

TransFormNet

Image Intelligence Platform for DoForms

Stop transcribing. Start automating.

Your DoForms field staff already photograph meters, gauges and VIN plates. TransFormNet reads those images automatically and puts the data exactly where it needs to go — with zero re-keying, zero delay, and zero transcription errors.

OCR Intelligence Service

The background service that watches your DoForms submissions, spots images, and extracts their data automatically using Google Gemini Vision AI.

Customer Management Portal

Your web-based control centre — manage DoForms connections, track image volumes in real time, view invoices and manage your account from any browser.

trans-form.com.au

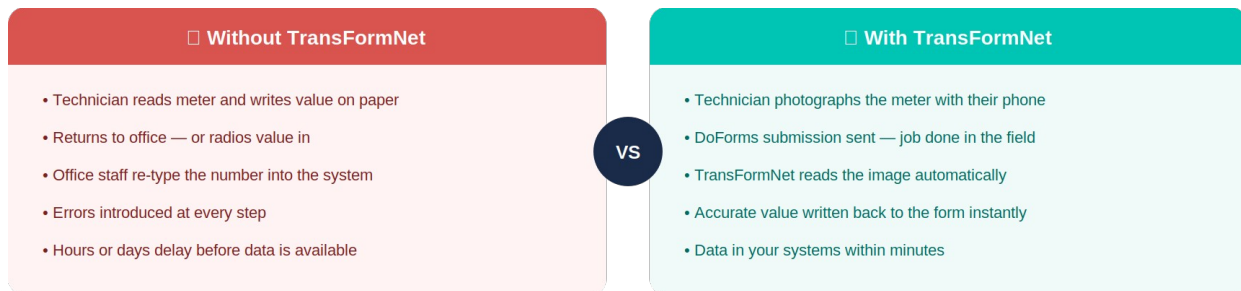
sales@trans-form.com.au • transformnet.com • Book a call: calendly.com/mtrevena-trans-form

The Problem We Solve

Why manual data entry from field images costs you more than you think

Your team is already out in the field using DoForms to capture inspections, service jobs, and compliance checks. Part of that workflow involves photographing a reading — a utility meter, an odometer, a pressure gauge, a VIN plate. The photo goes into DoForms. Then what?

In most organisations, someone has to look at that photo, read the number, and type it into another system. That person is probably you, or someone on your team. It happens dozens, hundreds, or thousands of times a month. And every time it happens, there is a risk of error, a cost in time, and a delay before that data is usable.



Without TransFormNet, every field photo requires a manual read and re-entry step. With TransFormNet, that step disappears entirely.

TransFormNet eliminates the gap between the photo being taken and the data being available. The moment a DoForms submission comes in with an image attachment, TransFormNet reads it, extracts the value, and writes it back to the form — automatically, accurately, and within minutes.

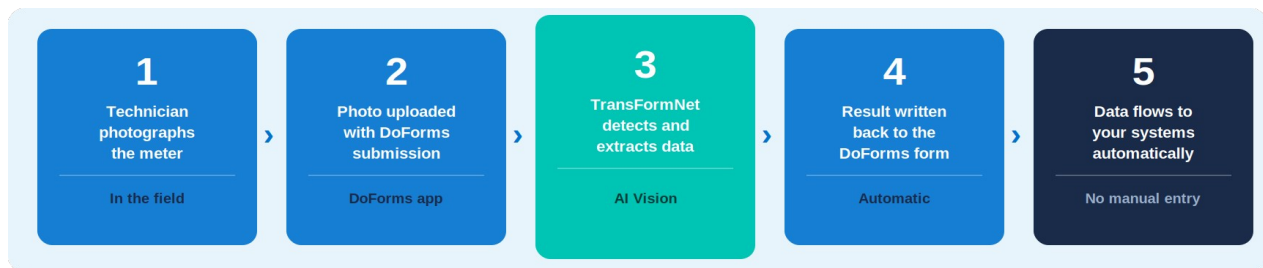
TransFormNet works with the DoForms data you are already collecting. There is no change to your field workflows, no new app for your team to learn, and no change to your existing forms.

OCR Intelligence Service

Automated image-to-data extraction from your DoForms submissions

The OCR Intelligence Service is the engine behind TransFormNet. It runs continuously in the background, watching your DoForms account for new submissions. When a submission arrives that contains an image — a meter photo, an odometer shot, a VIN plate — the service identifies it, sends it to Google’s Gemini Vision AI, extracts the reading, and writes the result straight back into the DoForms form. No human involvement required.

How it works, step by step



The end-to-end flow from field photo to populated DoForms field — fully automated.

The cycle repeats continuously throughout the day. Your DoForms submissions are polled on a regular interval using incremental tracking, so only new submissions are checked each time — making the process efficient regardless of how large your submission history grows.

Each image type is handled by a purpose-built AI handler, trained to read that specific type of instrument accurately. A digital electricity meter reads very differently from an analog pressure gauge or a vehicle VIN plate — and the service knows the difference.

What types of images can it read?

U

Utilities

Electricity, gas & water
meter reads from
field photos

F

Fleet & Logistics

Odometer readings &
VIN capture on
driver check-in

M

Facilities Mgmt

Pressure gauges,
temperature &
vibration meters

C

Construction

Equipment hours,
fuel gauges &
compliance plates

TransFormNet handles a wide range of instrument and identification image types encountered in field operations.

Feature	What it means for you
Digital Meter Displays	Electricity, gas and water meters with numeric digit displays — reads the exact kWh, m ³ , or litre value from the photo
Vehicle Odometers	Dashboard odometer photographs — extracts the current kilometre reading for fleet management and service records
VIN Plates	Vehicle Identification Numbers from compliance plates, dashboards and door jambs — extracts the full 17-character VIN
Analog Gauges	Needle-based pressure, temperature, and flow rate gauges — reads the dial position and returns the numeric value
Vibration Meters	Digital vibration analyser display readings — used in predictive maintenance and asset health monitoring

Real-world scenarios

Utility field services

A network operator sends technicians to read meters at customer premises. Currently, readings are written on paper or verbally relayed back to the office. With TransFormNet, the technician photographs the meter display using the DoForms app, submits the form, and the reading appears in the back-end billing system within minutes — with no office intervention and no transcription step.

Fleet management and driver check-in

A transport company requires drivers to photograph their vehicle odometer and VIN plate at the start of every shift as part of a DoForms vehicle pre-start checklist. TransFormNet reads both images automatically, populating the odometer field and confirming the vehicle identity — giving fleet managers real-time mileage data without manual data entry.

Facilities and asset maintenance

A facilities management team conducts regular inspections of pressure vessels, HVAC systems, and pumping equipment. Technicians photograph pressure gauges and temperature displays as part of their DoForms inspection forms. TransFormNet extracts each reading automatically, allowing maintenance managers to trend equipment performance over time without a single manual entry.

What you need to get started

TransFormNet connects to DoForms using the DoForms REST API. API access is available on the DoForms Premium plan — this is the plan that exposes the REST interface required to read submissions and write results back to forms. If you are currently on the Standard or Advanced plan, an upgrade to Premium is required.

Not sure which DoForms plan you are on? Log in to DoForms and check your subscription page, or contact DoForms support. TransFormNet can help you assess whether your current forms and workflows are ready to go.

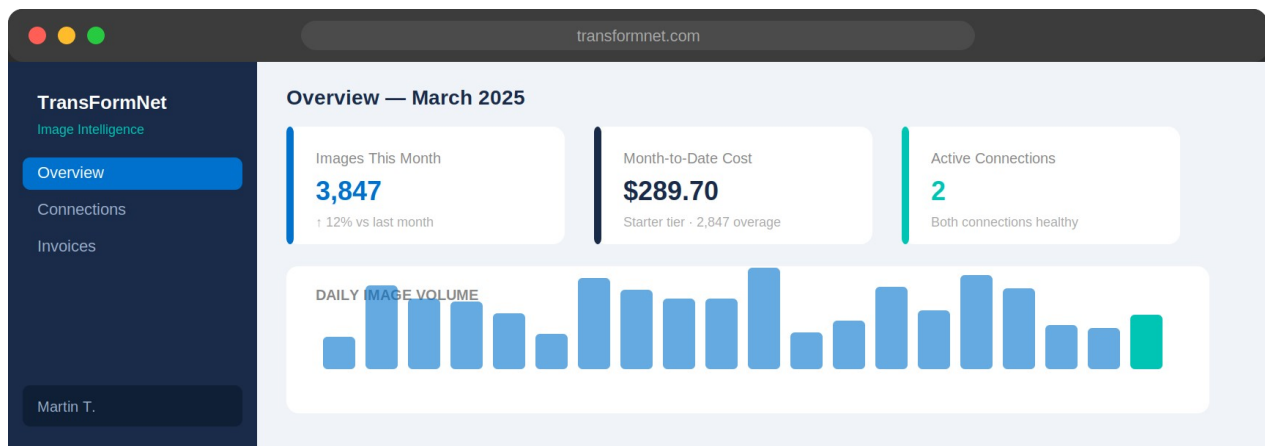
Feature	What it means for you
DoForms Premium plan	Required for REST API access to read submissions and write results back to forms
Existing DoForms forms	Your current forms and mobile workflows work as-is — no redesign needed
Image fields in forms	Images must be captured using a photo or camera field in your DoForms form
Hosted by TransFormNet	The service runs on our infrastructure in Australia and the USA — nothing to install on your side

Customer Management Portal

Your control centre — connections, usage, and billing in one place

The Customer Management Portal is the web-based dashboard you use to manage your TransFormNet account. It gives you full visibility of what the OCR Intelligence Service is doing with your DoForms data, and puts you in control of how it is configured. Access it from any web browser — no software to install.

What does it look like?



The portal overview screen shows your current month's image volume, month-to-date cost, and connection health at a glance.

What can you do in the portal?

Connect your DoForms account

The first thing you do after signing up is add your DoForms API connection. You enter your DoForms web service credentials, give the connection a label, and hit Test. The portal checks the connection immediately and confirms it can reach your DoForms account. Once connected, the OCR service starts watching your submissions automatically.

- Add multiple connections if you have more than one DoForms account or environment
- Test any connection at any time to confirm credentials are still valid
- Credentials are encrypted and never shown in plaintext after entry

Monitor your usage in real time

The overview screen shows you exactly how many images have been processed this month, which pricing tier you are in, and what your month-to-date charge will be. There are no surprises at invoice time.

- See daily image volumes at a glance
- Understand your tier position — know when you are approaching the next threshold
- View month-by-month history to identify trends and plan capacity

Access your invoices

Every monthly invoice is stored in the portal. Each invoice shows the breakdown of images processed, the tier pricing applied, and the total amount. Invoices are available whenever you need them for accounting or reconciliation.

Manage your account

Change your password, update contact details, and manage your account security directly from the portal. All activity is logged in a full audit trail.

For resellers and multi-tenant deployments

If you are a reseller, systems integrator, or DoForms partner looking to offer TransFormNet to multiple clients, the portal has a dedicated Customers section. From here you can provision new tenant accounts, view usage and costs across all your clients, and manage accounts centrally. Your clients each get their own login and see only their own data.

- Provision new customer accounts in seconds — just a company name and email address
- View consolidated usage across all customers from one screen
- Each customer account is fully isolated — no cross-visibility between tenants
- Register as a reseller directly from the sign-up page

Pricing

Simple, volume-based pricing — pay only for what you process

TransFormNet pricing is straightforward. You pay a monthly base fee that includes your first 1,000 images. Beyond that, you pay per image at the applicable tier rate. There are no setup fees, no long-term contracts, and no charge for images that fail to process.



All pricing is in Australian dollars (AUD). The base plan includes 1,000 images per month.

The base fee covers the first 1,000 images regardless of whether you use 10 or 1,000 in a given month. If you process more, overage is charged at the Starter rate until you hit 5,000 images, then at the Professional rate from 5,001 onward. At 50,000+ images per month, contact us for Enterprise pricing.

To give you an example: if you process 3,500 images in a month, you pay \$250 (base, covers the first 1,000) plus $2,500 \times 15\text{c} = \375 overage, for a total of \$625 AUD. The portal shows you this calculation in real time as the month progresses.

What is included in every plan

- Multi-tenant support — multiple DoForms connections under one account
- Full audit logging of every image processed
- Encrypted credential storage — your DoForms password is never stored in plaintext
- Australia and USA hosting — choose the region closest to your operation
- Customer Management Portal access included
- In-portal connection testing
- Email support
- Automatic retry for failed extractions — no manual reprocessing needed

Ready to eliminate manual data entry from your DoForms workflows?

Book a 30-minute call and we will show you how TransFormNet fits into your existing setup.

sales@trans-form.com.au • transformnet.com • calendly.com/mtrevena-trans-form